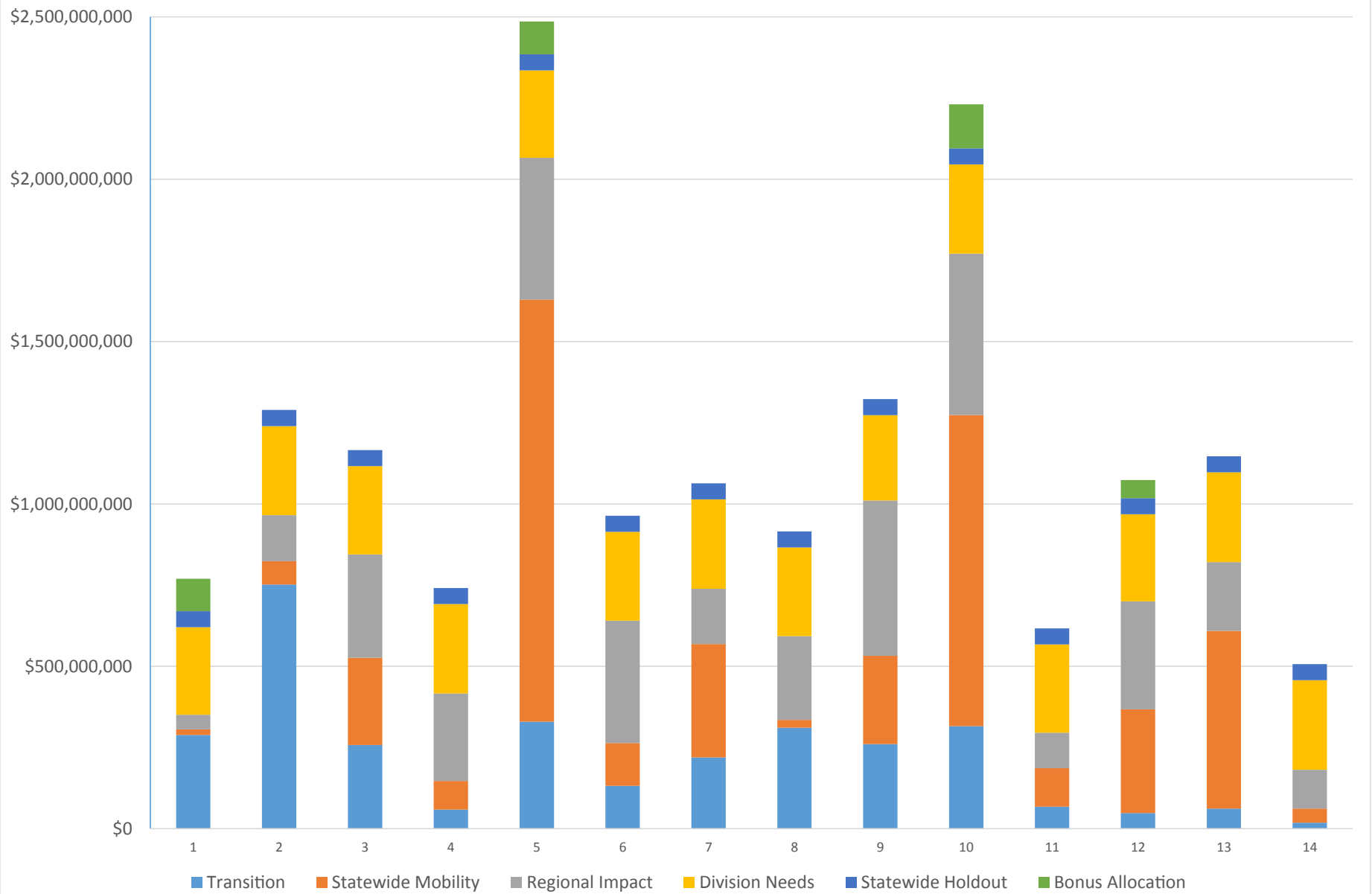
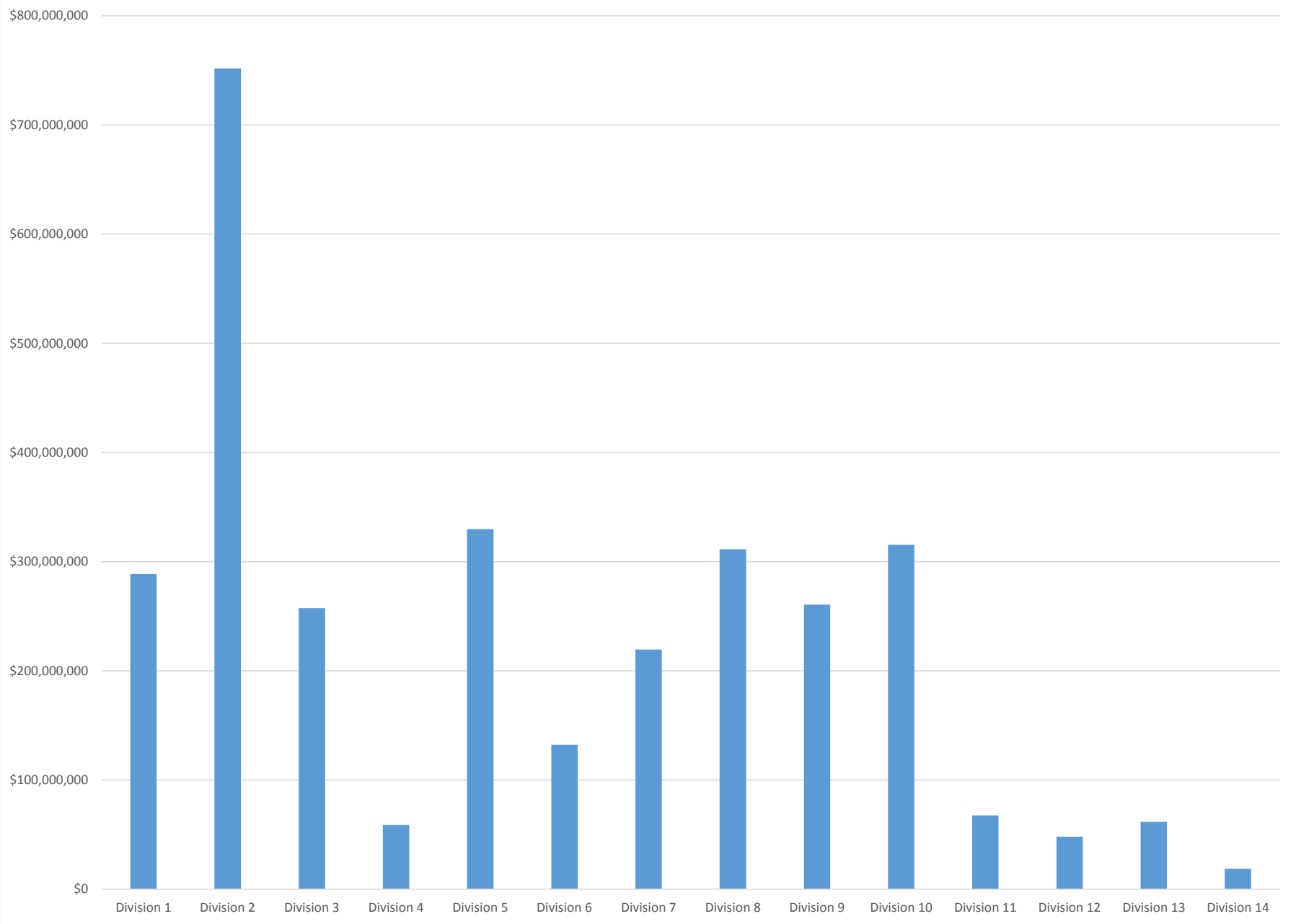


Total Funding Distribution by Division for 2016-2025



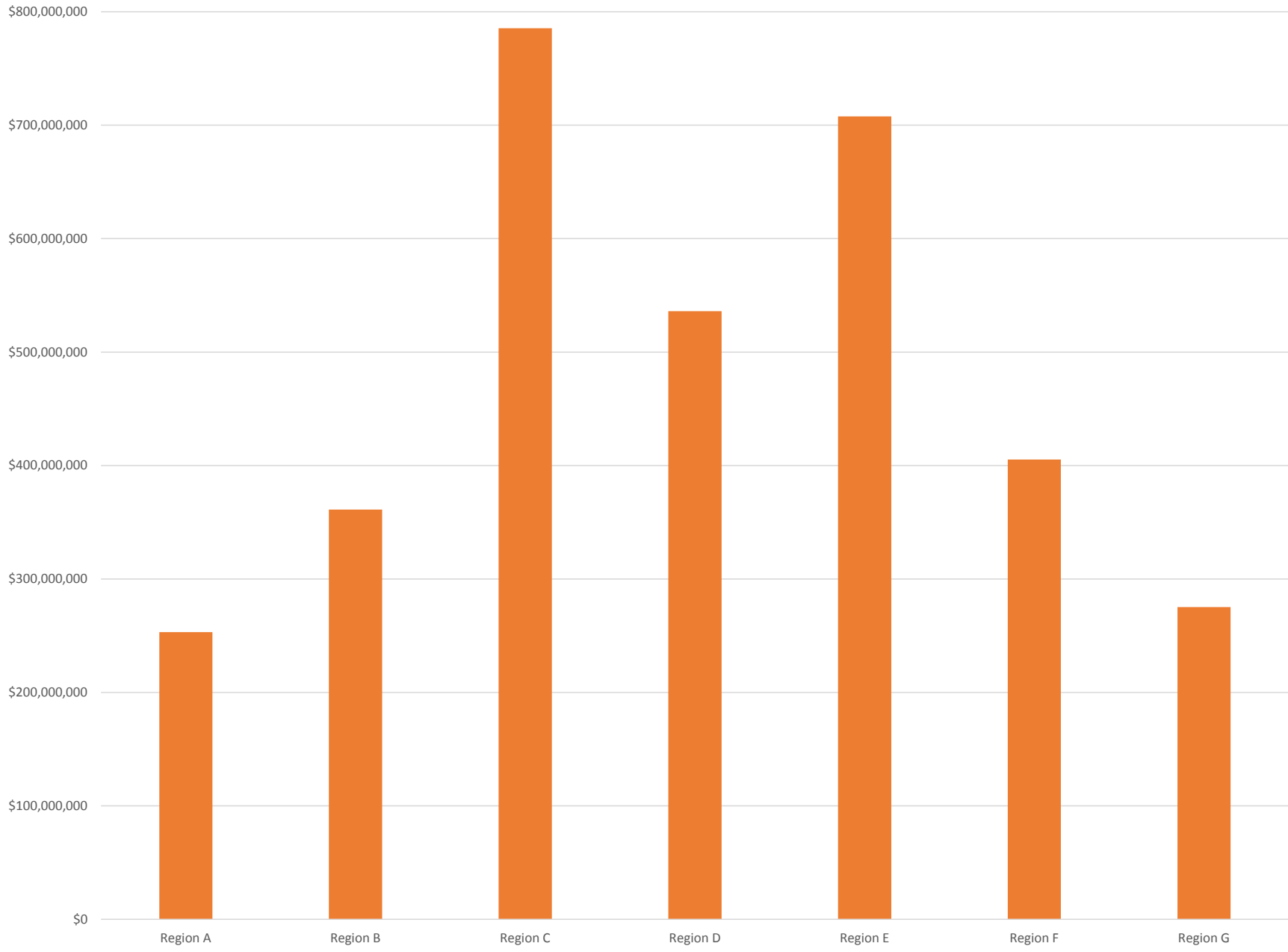
figures based on project prioritization of all modes in SPOT 3.0 12/5/14

Total Transition Project Funding by Division

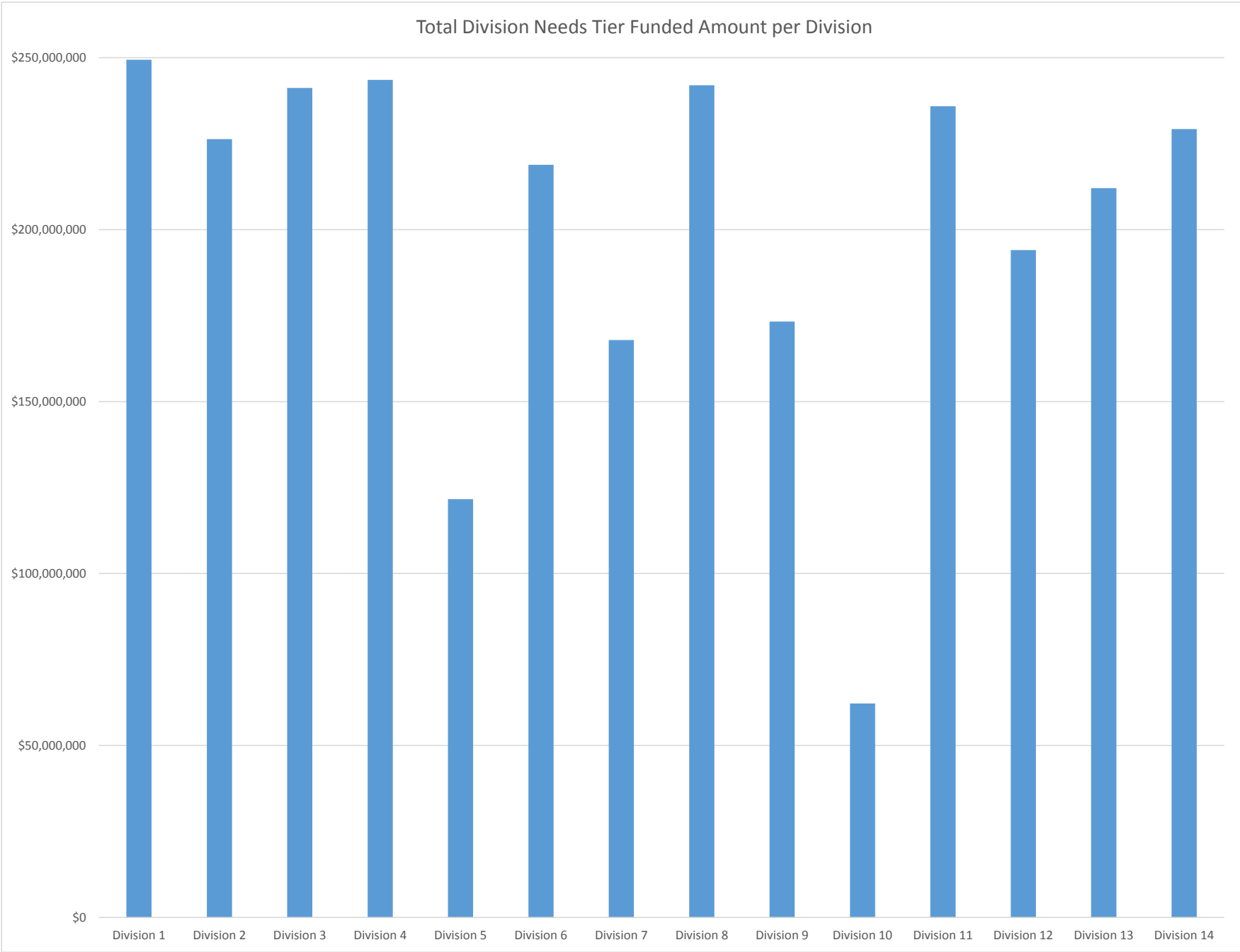


figures based on projects prioritized in SPOT 2.0 12/5/14

Total Regional Impact Tier Funded Amount per Region

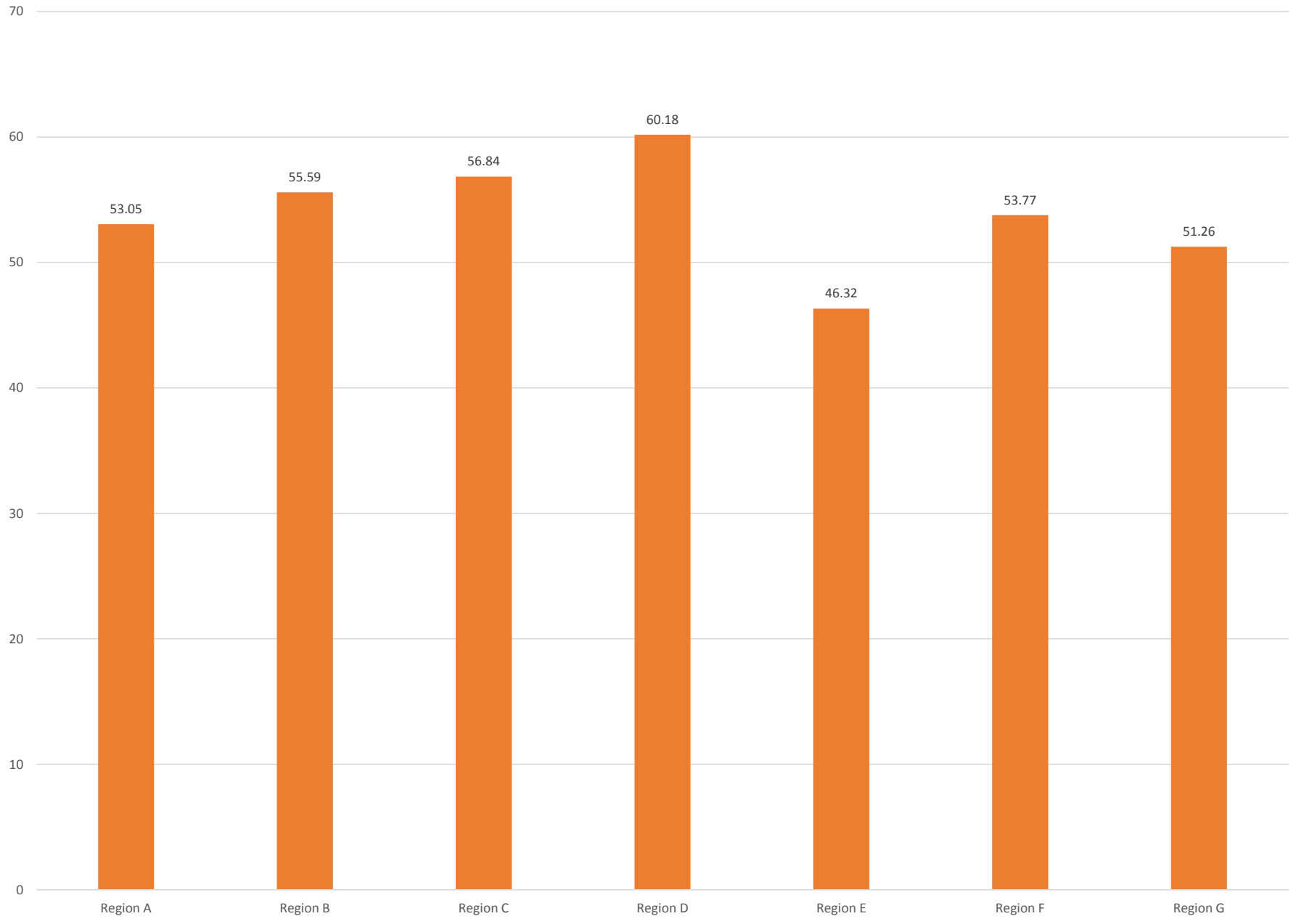


figures based on project prioritization of all modes in SPOT 3.0 12/5/14

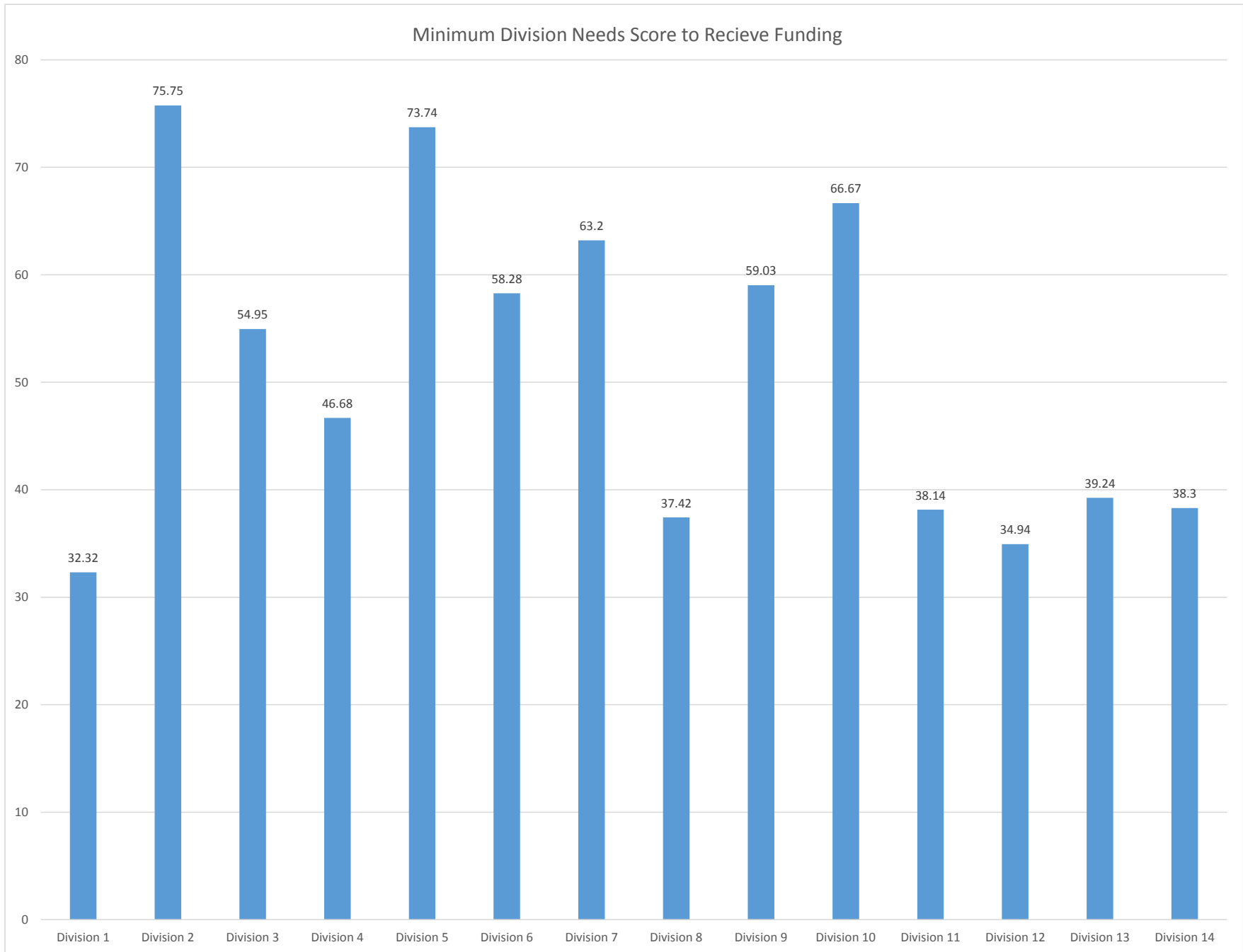


figures based on project prioritization of all modes in SPOT 3.0 12/5/14

Minimum Regional Impact Score to Recieve Funding

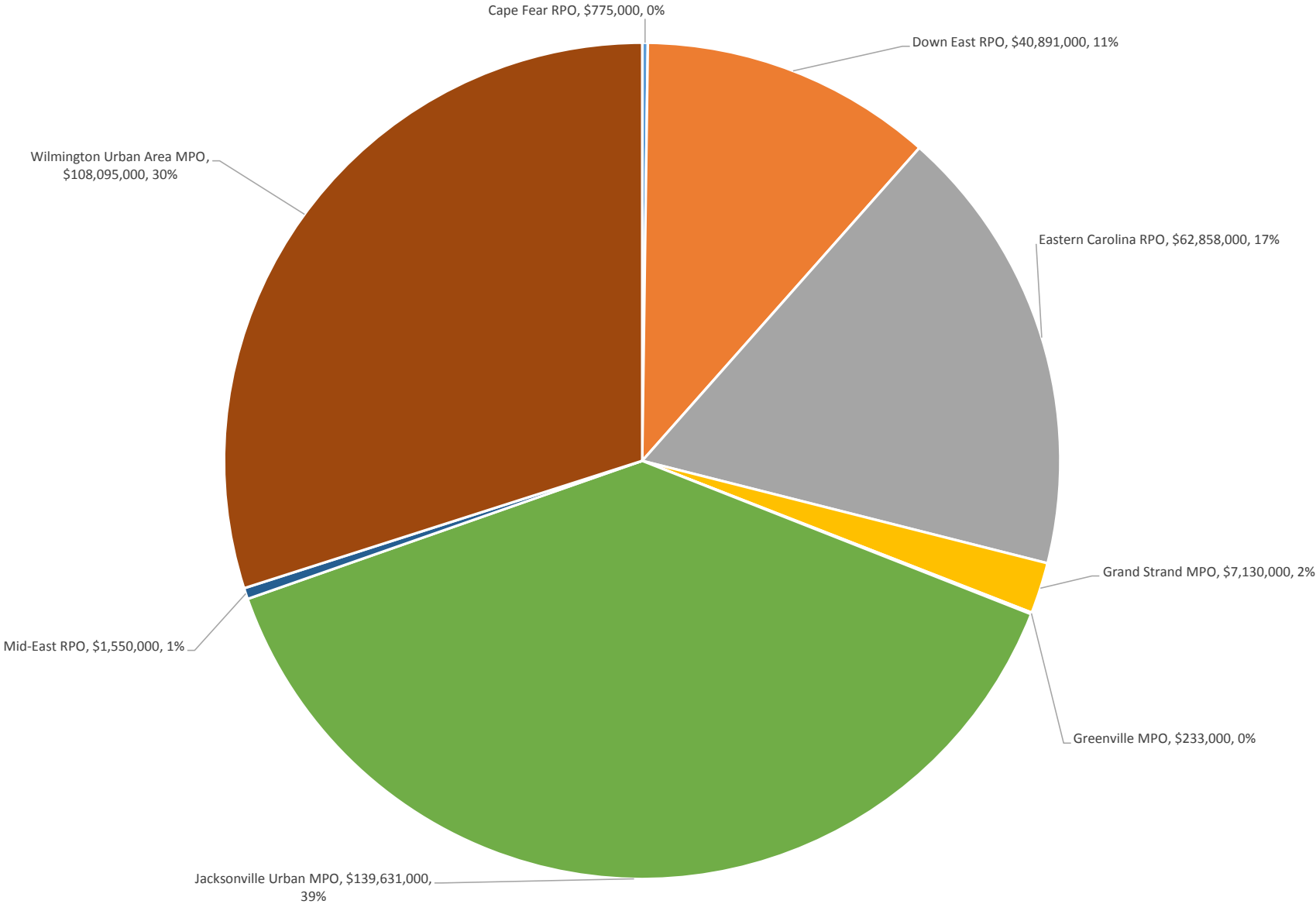


figures based on project prioritization of all modes in SPOT 3.0 12/5/14



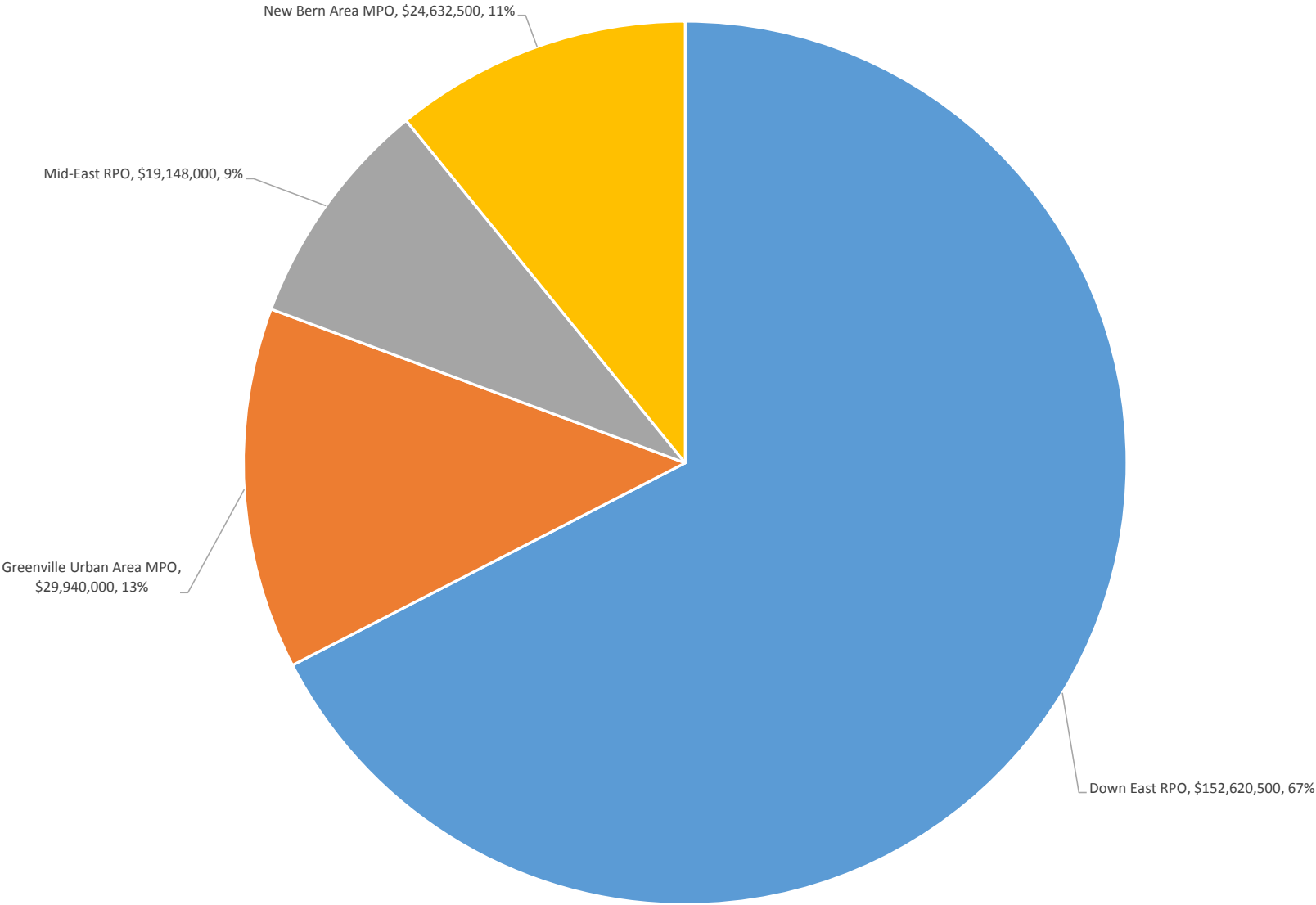
figures based on project prioritization of all modes in SPOT 3.0 12/5/14

Region B: Regional Impact Amount Programmed Distribution



figures based on project prioritization of all modes in SPOT 3.0 12/5/14

Division 2: Division Needs Amount Programmed Distribution



figures based on project prioritization of all modes in SPOT 3.0 12/5/14

Down East RPO Draft 2016-2025 STIP

Transition Projects							FY 2015		FY 2016		FY 2017		FY 2018		FY 2019		FY 2020		FY 2021		FY 2022		FY 2023		FY 2024		FY 2025		Future Years										
TIP #	Route	Project Limits	Description	Total Length	Total Project Cost	Prior Years Cost	Funding Source	Phase	Cost	Break	Funding Source	Phase	Cost	Break	Funding Source	Phase	Cost	Break	Funding Source	Phase	Cost	Break	Funding Source	Phase	Cost	Break	Funding Source	Phase	Cost	Break	Funding Source	Phase	Cost	Break					
R-2514	US 17	North of Jacksonville to New Bern Bypass	Widen to multi-lanes with bypasses of Belgrade, Maysville, and Pollocksville on new location.	22.1	214,808,000	66,708,000	T	C	10,175,000	B	C	10,175,000	B	C	10,175,000	B																							
							T	C	16,150,000	C	C	16,150,000	C																										
							T	C	25,033,000	D	C	25,033,000	D	C	25,034,000	D																							
R-5516	US 70	Slocumb Rd at Cherry Point Military Base	Construct interchange.		23,272,000	350,000	NHP	R	5,000,000																														
							NHP	C	17,600,000																														
							NHP	U	322,000																														
R-3307	US 70	Gallant's Channel Bridge, Four lanes at Radio Island to US 70 north of Beaufort near SR 1429 (Olga Rd)	Construct new roadway, widen existing to multi lanes	2.2	115,512,000	115,512,000																																	
B-5129	NC 304		Replacement of 5 structures on NC 304 as a pilot project		6,424,000	5,024,000	STPON	C	1,400,000																														
Totals									75,680,000			51,358,000			35,209,000			10,175,000			-			-			-			-			-						

SPOT 3.0 Projects							FY 2015		FY 2016		FY 2017		FY 2018		FY 2019		FY 2020		FY 2021		FY 2022		FY 2023		FY 2024		FY 2025		Future Years													
TIP #	Route	Project Limits	Description	Total Length	Total Project Cost	Prior Years Cost	Funding Source	Phase	Cost	Break	Funding Source	Phase	Cost	Break	Funding Source	Phase	Cost	Break	Funding Source	Phase	Cost	Break	Funding Source	Phase	Cost	Break	Funding Source	Phase	Cost	Break	Funding Source	Phase	Cost	Break								
AV-5746 Division	Michael J. Smith Field		Full parallel taxiway		1,790,000	-	T								C		1,611,000																									
							O													C		179,000																				
R-5727	SR 1176	Bridges Street to McCabe Road	Widen existing roadway and construct part on new location	3	44,220,000	-	T															R		5,491,000		R		5,491														
							T																				U		1,318,000													
U-5740	US 70	4th Street to Radio Island Road	Widen and improve Newport River Bridge	0.7	60,081,000		NHP																																			
							NHP																																			
R-1015	US 70	North of Pine Grove to North of Carteret County line	Construct multi-lane facility on new location	10.1	210,811,000	10,941,000	NHP			R		11,425,000																														
							NHP					U		845,000																												
							NHP								CG		12,300,000																									
Totals									-			12,270,000			-			22,300,000			24,090,000			22,300,000			22,300,000			21,620,000			12,305,491			31,490,000			42,130,000			89,680,000

Down East RPO Draft 2016-2025 STIP

Year	Transition	Bridge Replacement	SPOT 3.0	Total
2015	\$75,680,000	\$12,300,000		\$87,980,000
2016	\$51,358,000	\$90,000	\$12,270,000	\$63,718,000
2017	\$35,209,000	\$4,095,000		\$39,304,000
2018	\$10,175,000	\$9,675,000	\$22,300,000	\$42,150,000
2019		\$2,775,000	\$24,090,000	\$26,865,000
2020		\$13,368,000	\$22,300,000	\$35,668,000
2021		\$9,590,000	\$22,300,000	\$31,890,000
2022		\$11,174,000	\$21,620,000	\$32,794,000
2023		\$1,710,000	\$12,305,491	\$14,015,491
2024		\$850,000	\$31,490,000	\$32,340,000
2025			\$42,130,000	\$42,130,000
Future Years			\$89,680,000	
Total	\$172,422,000	\$65,627,000	\$300,485,491	\$448,854,491